



An **AEP** Company

FACT SHEET

LEADERSHIP

- Steve Baker**
President & Chief Operating Officer
- Jennifer Ellis**
Vice President, Distribution Operations
- Dave Lucas**
Vice President, Regulatory & Finance
- Katie Davis**
Vice President, Ext. Affairs & Cust. Exp.
- Brian Bergsma**
Director, Government Affairs
- Andrew Williamson**
Director, Regulatory Services
- Dona Seger-Lawson**
Director, Regulatory Services
- Scott Huebner**
Director, Distribution Region Operations
- Subin Mathew**
Director, Reliability & Grid Modernization
- Bill King**
Director, Bus. Operations Support
- Stephanny Smith**
Director, Communications
- Ashley Savieo**
Director, Economic Development
- Brittany Redd**
Business HR Manager
- Robert Beller**
Plant Manager, Rockport
- Jamie Peyton**
Plant Manager, Cook Coal Terminal

OPERATING INFO

Electric Sales	MW-hours in 2023
Retail	17,503,941
Wholesale	5,862,370
Total	23,366,311
Energy Use	Residential
809 kW-hours	avg/month
9,708 kW-hours	avg/year
Average Cost	Residential
16.4 cents/kW-hour	
Wholesale Customers	2023 Peak
398 MW	
Record System Peak	
Winter	3,952 MW (1/14/2015)
Summer	4,837 MW (7/21/2011)
Plant in Service	2023
\$10,730,000,000	before depreciation
Distribution Lines	
20,839 miles	
Transmission Lines	
3,891 miles	
Number of Employees	
Indiana	847
Michigan	1,175
Total	2,022

Number of Sq. Miles Served

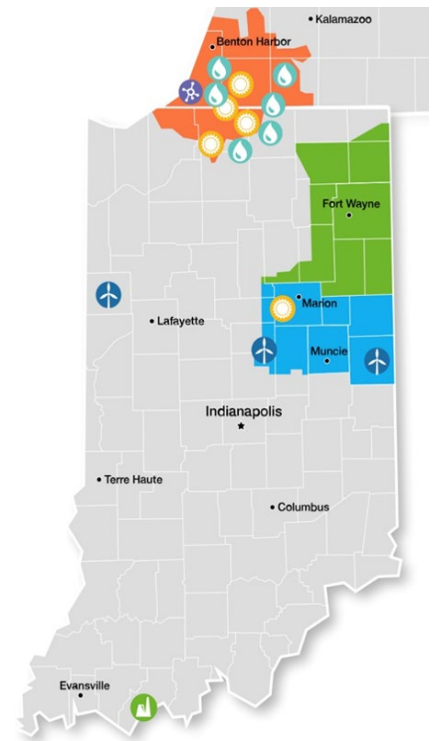
Indiana	3,198
Michigan	1,375

Number of Counties Served

Indiana	24
Michigan	6

Number of Cities/Communities

Indiana	118
Michigan	46



In 2024, I&M provided more than \$427,000 in local charitable contributions and economic development.

FINANCIAL INFO

2023 Operating Revenues
\$2,305,195,850

2023 Net Income
\$335,873,067

CONNECT

Website: IndianaMichiganPower.com
 Facebook: [Indiana Michigan Power](#)
 LinkedIn: [Indiana-Michigan-Power](#)
 X/Twitter: [@IN_MI_Power](#)
 Instagram: [@IN_MI_Power](#)

CONTACT INFO

Indiana Michigan Power
 P.O. Box 60
 Fort Wayne, Indiana 46801
Indiana: 800-311-4634
Michigan: 800-311-6424


BALANCED ENERGY MIX

Our capacity is **more than 60% emission-free**, and actual energy delivered in 2024 was **more than 86% emission-free**.



NUCLEAR 2,278 MW | 53.2%

D.C. Cook | Bridgman, MI



SOLAR 34.7 MW | 0.8%

St. Joseph | Granger, IN
 Deer Creek | Marion, IN
 Twin Branch | Mishawaka, IN
 Olive | New Carlisle, IN
 Watervliet | Watervliet, MI



WIND 450 MW | 10.5%

Headwaters | Winchester, IN
 Fowler Ridge I | Fowler, IN
 Fowler Ridge II | Fowler, IN
 Wildcat 1 | Windfall, IN



HYDRO 22.4 MW | 0.5%

Elkhart, IN | Buchanan, MI
 Twin Branch, IN | Constantine, MI
 Berrien Springs, MI | Mottville, MI



COAL 1,484 MW | 35.0%

Rockport 1* | Rockport, IN
 OVEC | Multiple Locations

*I&M also owns 1,310 MW of merchant generation at Rockport 2

I&M CUSTOMER BREAKDOWN

	Residential	Commercial	Industrial	Other	Total
Indiana	420,556	57,685	4,333	1,551	484,125
Michigan	112,986	19,098	848	507	133,639
TOTAL	533,542	76,783	5,181	2,058	617,764

I&M's LARGEST CUSTOMERS

- Steel Dynamics
- IN TEK
- Air Products & Chemicals
- Ardagh Group
- Alliance Cloud Services, LLC
- Parkview North Hospital
- Messer, LLC
- Metal Technologies
- Auburn, LLC
- Ball State University
- University of Notre Dame

AMERICAN ELECTRIC POWER AT A GLANCE

Address

1 Riverside Plaza
 Columbus, Ohio 43215
 614.716.1000

President and CEO

William J. Fehrman

2024 Operating Earnings

\$2.98 billion

2024 Operating Earnings/Share

\$5.62

2024 Revenues

\$19.7 billion

Assets

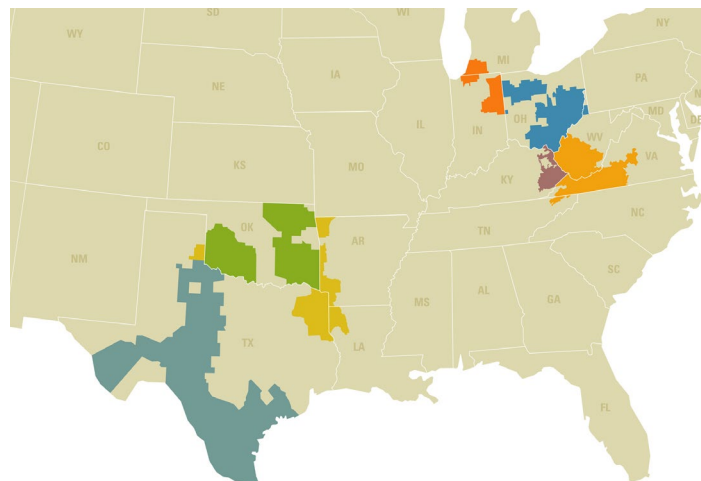
\$103 billion

Employees

Approx. 16,000

States Served

Arkansas | **Indiana** | Kentucky | Louisiana
Michigan | Ohio | Oklahoma | Tennessee
 Texas | Virginia | West Virginia



Service Territory

Approx. 200,000 square miles

Transmission Lines

Approx. 40,000 miles

Distribution Lines

Approx. 225,000 miles

Generating Capacity

29 Gigawatts

U.S. Customers

5.6 million

2024 U.S. Electricity Sales

Approx. 200 million MW/h



In 2024, the AEP Foundation provided more than \$1.7M to organizations throughout its 11 state territory.